


my-d vicinity Contactless Memory for Smart Labels

Intelligent 10 kbit / 2.5 kbit EEPROM with contactless interface (complying to ISO/IEC 15693) and security logic.

my-d supports the "Chip Sharing Approach" (CSA). Secure memory sectors on my-d ICs support stakeholders in a (secure) supply chain. Defined access rules enable the authorized users to handle their data. my-d is the smart way to exploit the economic potential of RFID technology.



my-d vicinity

Application Segments

- Asset Management
- Track & Trace
- Security
- Transport
- and many more

Features of my-d vicinity Products

- Operating frequency 13.56 MHz
- Contactless air interface complying to ISO/IEC 15693 - 1, 2, 3
- Anticollision complying to ISO/IEC 15693 - part 3
- 64 bit unique serial number (UID)
- Application family identifier (AFI)

- Advanced electronic article surveillance (EAS)
- 10 kbit / 2.5 kbit EEPROM
- Block organization of memory
- Max. 125 blocks user data of 8 bytes each
- Individual locking of blocks (Read Only)
- EEPROM updating time per block < 4 ms
- Endurance > 100,000 erase/write cycles
- Data retention > 10 years
- Ambient temperature -25 ... +85°C (for IC)

Additional Features of SRF 55V10S, SRF 55V02S

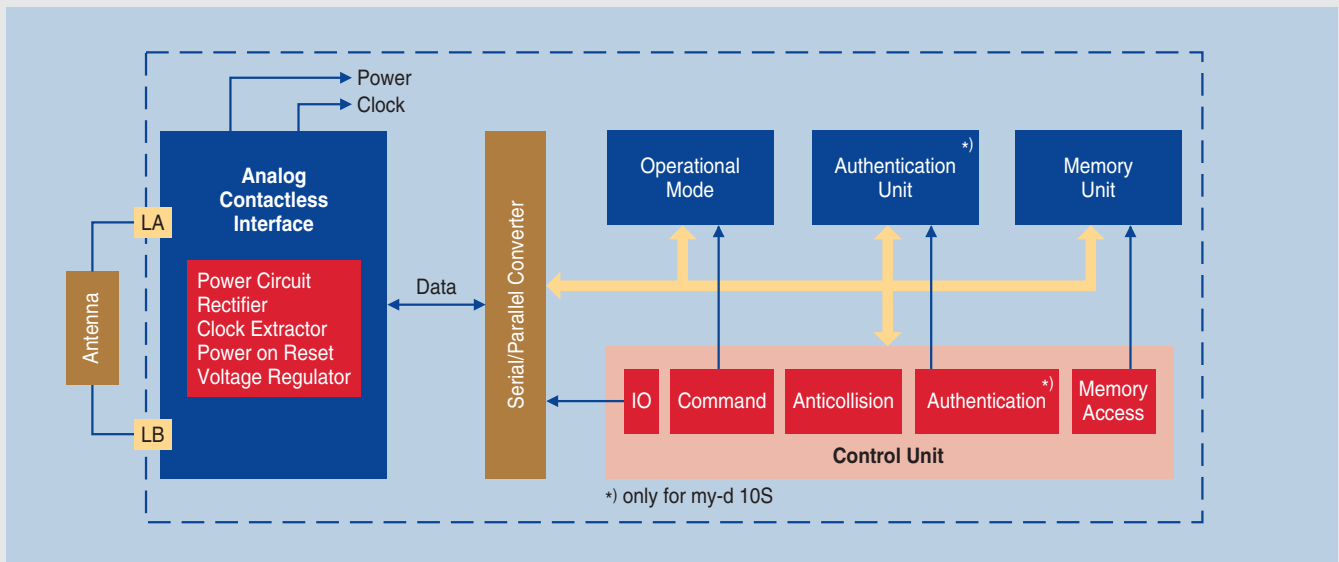
- State-of-the-art challenge and response security algorithm (mutual authentication)
- 64 bit key length
- Selective memory access control max. 16 sectors
- 2 keys for each sector for hierarchical key management
- High security value counters for applications with prepaid values
- 32 bit message authentication code (MAC) to verify data access (e.g. anti counterfeiting)
- Support of key diversification
- Transport key management

my-d vicinity

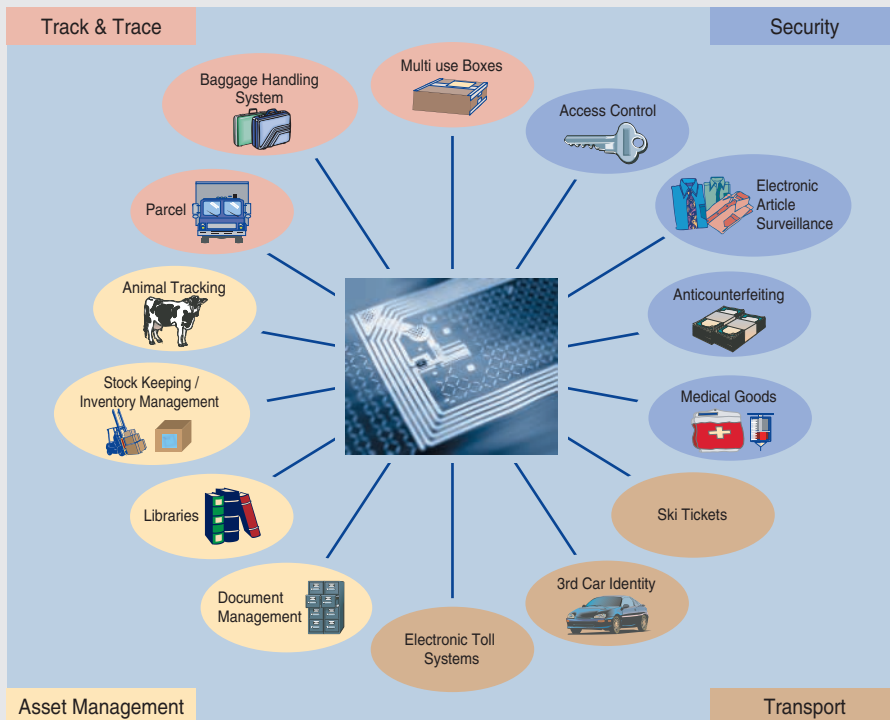
- SRF 55V10P
- SRF 55V10S
- SRF 55V02P
- SRF 55V02S



Block Diagram my-d vicinity



Type	Sales Code	Package
SRF 55V10P	on request	die, inlay (76 x 45 mm x mm)
SRF 55V10S	on request	die, inlay (76 x 45 mm x mm)
SRF 55V02P	on request	die, inlay (76 x 45 mm x mm)
SRF 55V02S	on request	die, inlay (76 x 45 mm x mm)



Application Examples

For further information, please contact:
 Tel: +49-89-234 80 000
 e-mail: ident@infineon.com
www.infineon.com/ident

How to reach us:
<http://www.infineon.com>

Published by
Infineon Technologies AG,
 St.-Martin-Strasse 53,
 81541 München

© Infineon Technologies AG 2002. All Rights Reserved.

Attention please!

The information herein is given to describe certain components and shall not be considered as warranted characteristics.

Terms of delivery and rights to technical change reserved.

We hereby disclaim any and all warranties, including but not limited to warranties of non-infringement, regarding circuits, descriptions and charts stated herein.

Infineon Technologies is an approved CECC manufacturer.

Information

For further information on technology, delivery terms and conditions and prices please contact your nearest Infineon Technologies Office in Germany or our Infineon Technologies Representatives worldwide.

Warnings

Due to technical requirements components may contain dangerous substances. For information on the types in question please contact your nearest Infineon Technologies Office.

Infineon Technologies Components may only be used in life-support devices or systems with the express written approval of Infineon Technologies, if a failure of such components can reasonably be expected to cause the failure of that life-support device or system, or to affect the safety or effectiveness of that device or system. Life support devices or systems are intended to be implanted in the human body, or to support and/or maintain and sustain and/or protect human life. If they fail, it is reasonable to assume that the health of the user or other persons may be endangered.